

Scharfer

Professional LED power supplies



Model: SCH-20-12 Size: 162*29*21mm
SCH-20-24



Brief Information

Powermax™
Technology Inside

20W

Waterproof Power Supply (C.V.)

Model SCH-20-12 / SCH-20-24

Input 170-250V AC

Output 12VDC 1.67A 20W / 24VDC 0.83A 20W

Product Features

- Compact size, easy for installation
- High transfer efficiency
- Wide input range
- Stable constant voltage output
- IP67, both indoor & outdoor use suitable
- 100% full loading, 100% burn-in tested
- Overload/short circuit protection

MAIN ELECTRICAL DATA

AC Input

Input Voltage	170-250V
Input Frequency	50/60Hz
Efficiency (Typ.)	83%
Input Current	230V: 0.18A max.
Inrush Current	40A
Leakage Current	3mA/230VAC

DC Output

Output Voltage	12V	24V
Rated Current	1.67A	0.83A
Rated Power	20W	20W
Ripple & Noise (Max.)	<200mVp-p	<200mVp-p
Setup, Rise Time	1500ms/230VAC	1500ms/230VAC
Line Regulation	1%	1%
Load Regulation	1%	1%

Service Environment

Working Temp.	-30°C~50°C
Working Humidity	20~95%RH
Storage Temp.	-40°C~80°C
Storage Humidity	10~95%RH

Protection

Overload	Yes, Cut-off mode Output shuts down if over-loaded
Short Circuit	Yes, hiccup mode, recovers automatically after fault condition is removed

Safety

Safety Standard	EN 61347-2-13
Withstand Voltage	I/P-O/P: 3000VAC/1min/<5mA
Isolation Resistance	I/P-O/P: >100M Ohms / 500VDC /25°C / 70%RH

Packaging Information

Product Dimension	162*29*21mm
Products Net Weight	170G
PCS/Carton(QTY)	100 PCS
Master Carton Size	39*39*21cm
G. Weight/ Carton	19KG

Installation Tips:


- Please identify the power supply's input and output before installation.
- Ensure correct output + & - wire connection.
Power on after wire connection is done.
- To avoid voltage drop and loading capacity wasting on the output extension wire, please install the power supply to the loading as near as possible, if must use long extension wires, thicker wires and less loading wattage is required.
- The power supply to be installed at good ventilation and cooling environment.

Scharfer

Professional LED power supplies

Physical Drawing

Unit: mm



Brief Information

Powermax™
Technology Inside

20W

Waterproof Power Supply (C.V.)

Model SCH-20-12 / SCH-20-24

Input 170-250V AC

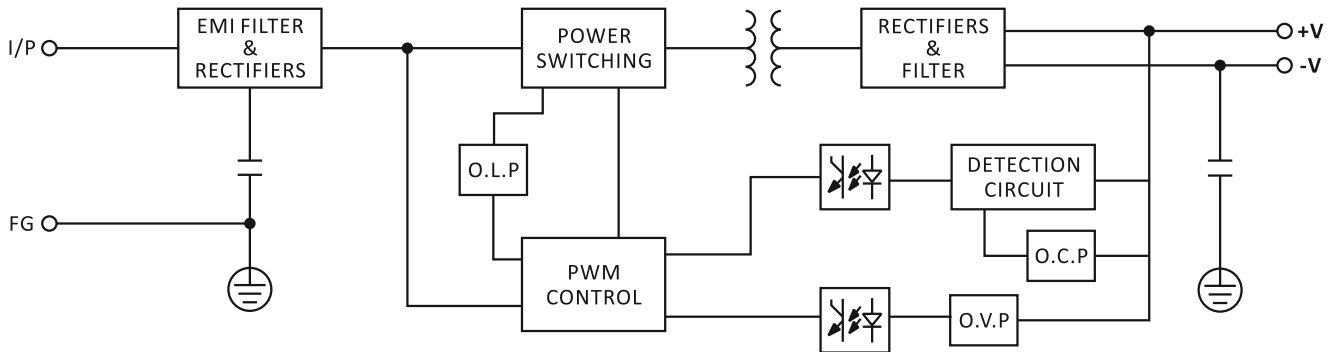
Output 12VDC 1.67A 20W / 24VDC 0.83A 20W

Input: 3x0.75mm² wire, Brown L, Blue N
200mm length

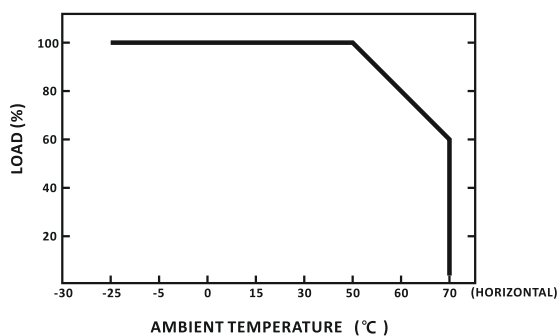
Output: 2x0.75mm² wire, Red +, Black -
200mm length

Housing: Aluminium

Block Diagram



Derating Curve



Static Characteristics

